



---

# NINJA GRIP (ROUND)

---

## MANUAL



Visit [www.vulyplay.us/install](http://www.vulyplay.us/install)  
for step by step video instructions, or scan this QR code

If you have any feedback regarding our instructions, feel free to  
email [instructions@vulyplay.com](mailto:instructions@vulyplay.com) so that we can continue to improve.

# DISCLAIMER

The following Conditions of Sale will apply to, and bind the purchaser of, any Vuly USA Operations Corp (3666901) product.

## NOTICE TO USER:

Please read this agreement carefully before purchase or assembly. By purchasing, opening and assembling this product you acknowledge that you have read this agreement, understand it and agree to be bound by its conditions. If you are making a purchase on behalf of another person, you agree that you are making the purchase as their agent.

## LEGAL RIGHTS – PLEASE READ:

EXCLUSION OF LIABILITY – WAIVER OF RIGHT TO SUE – YOUR ASSUMPTION OF RISK – THESE CONDITIONS AFFECT YOUR LEGAL RIGHTS.

Vuly USA Operations Corp. (3666901) (“Vuly”), as supplier of trampolines and accessories (“Products”), sells all Products subject to the following conditions:

1. To the maximum extent permitted by the law, Vuly, its employees, directors and agents will not be liable to the customer, their dependents or legal representatives for damage to property, personal injury or death suffered by the customer because the Product was not manufactured or supplied with due care and skill, the Product is not reasonably fit for its purpose or because of negligence, breach of contract, breach of statute or breach of statutory duty by Vuly.
2. Vuly, its employees, directors and agents are not liable to the customer, their dependents or legal representatives for personal injury or death suffered by the customer because the Product was not:
  - a. installed in accordance with the Vuly instruction manual. It is the customer’s responsibility to check all boxes to confirm that all components are included and in the correct condition before assembly.
  - b. installed with due care and skill, by a the customer or a third party assembly service; and
  - c. in the same condition as when the Product was supplied, due to wear and tear – including, but not limited to, weather damage, deterioration of the net, spring stretch, UV deterioration or rust.
3. The customer acknowledges that using the Product can be dangerous, with inherent risks and hazards. As a consequence, personal injury or death may occur. The customer assumes and accepts all such risks, and hereby – to the full extent permitted by law – waives the right of action against, and fully releases Vuly for, loss, damages, personal injury or death in any way caused by, or relating to, the customer’s participation in such activities.

This includes – without limitation – liability for any negligent or tortuous acts or omission, breach of duty, breach of contract or breach of statutory duty on the part of Vuly, its office bearers, directors, employees or agents.



See [VulyPlay.us/Terms](https://www.vulyplay.us/terms) for the most recent Vuly warranty policies, terms and conditions.



**ADULT SUPERVISION IS REQUIRED AT ALL TIMES** WHILST EQUIPMENT IS IN USE.  
**VULY CARES ABOUT SAFETY.**



## **WARNING:**

To reduce the risk of injury while using the system, enforce the following:

### Safe use information

- Maximum user weight : 175 lb (80 kg).
- Minimum user age - 6 years.
- Maximum number of users - 1.
- Domestic and outdoor use only.
- Adult assembly required.
- Adult supervision required at all times.
- Inspect before and after each use.
- Replace any worn, deteriorated, defective or missing parts immediately and only through Vuly.
- Check all coverings and bolts for sharp edges and replaced when required.
- Ensure active and competent adult supervision at all times while children are using the system.



**WARNING!** Risk of strangulation or death due to items restricting airways, becoming entangled or entrapped by the equipment.



**WARNING!** The system may become hot enough under direct sunlight and cause burning injuries.



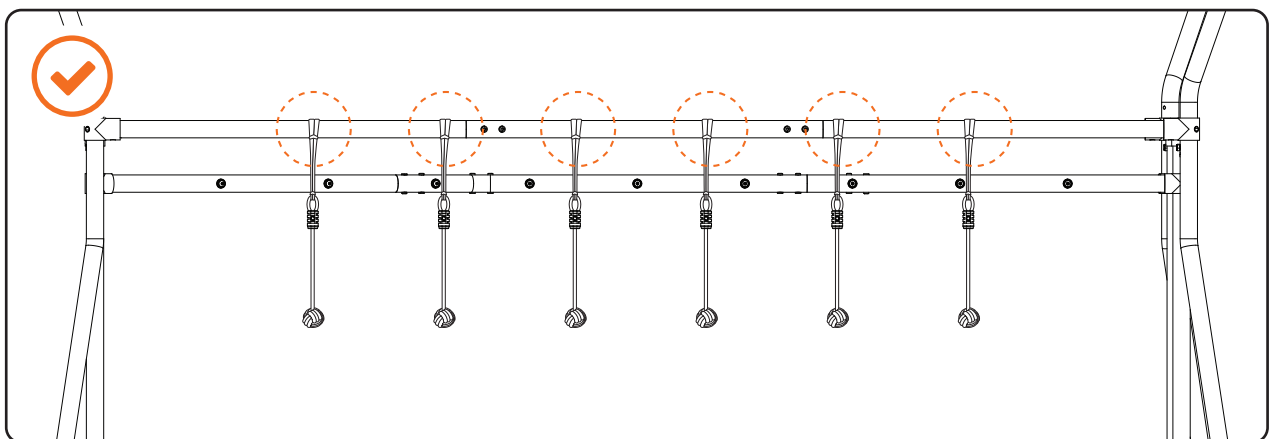
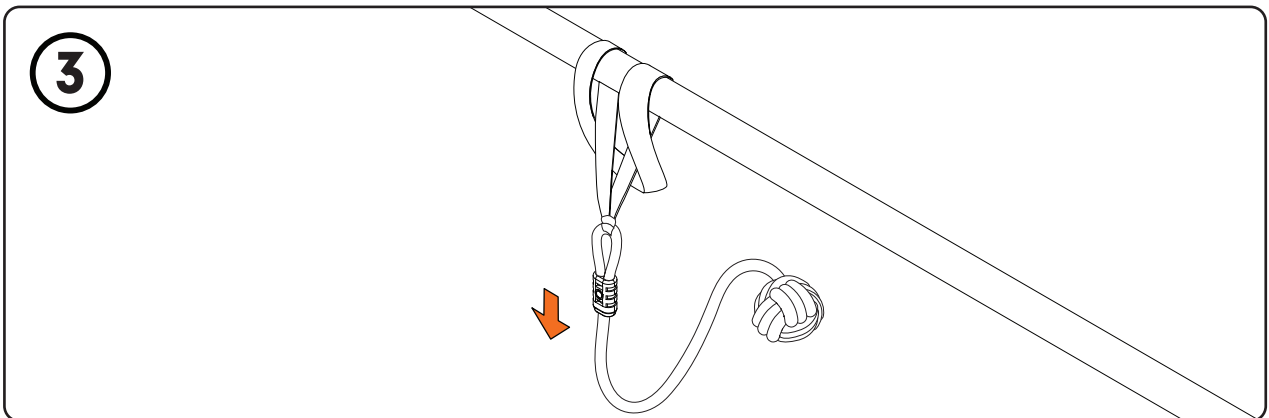
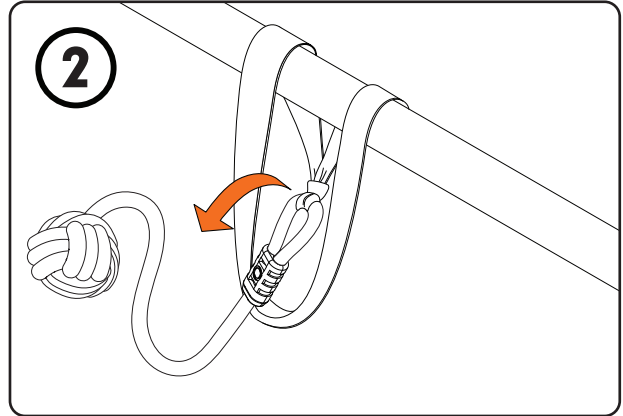
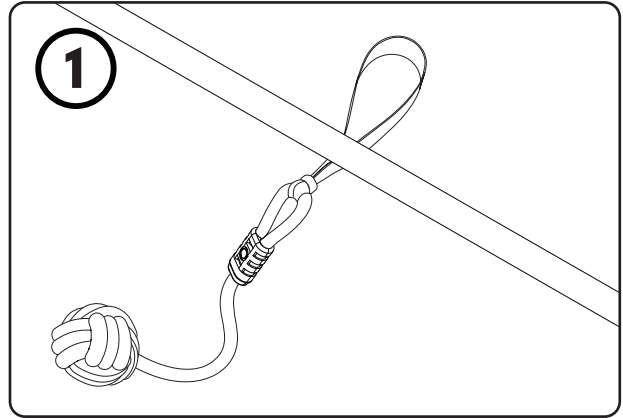
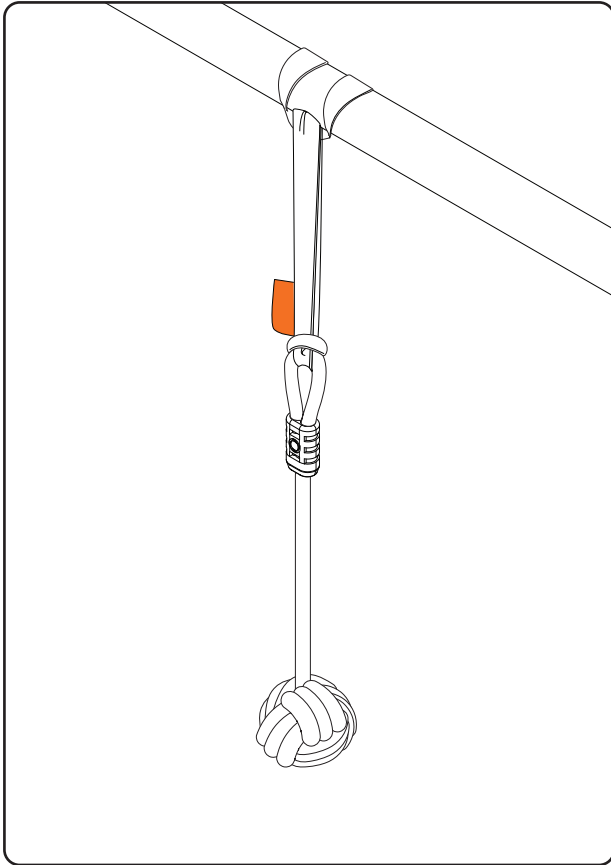
**WARNING!** Ensure that the system is secured with anchors or bolts before use.

### Assembly information

- Ensure that the system has been assembled by an adult, in accordance with the assembly instructions.
- Ensure that the maximum raised height of the system is not exceed 8.2 ft (2.5m) as measured from the ground.
- Ensure that the system is on a level surface at least 5.9 ft (1.8m) from any structure or obstruction such as a fence, garage, house, overhanging branches, laundry lines or electrical wires.
- Ensure that the system is installed over impact absorbing surfaces such as grass and is not be installed over concrete, asphalt or any hard surface. A fall onto a hard surface can result in serious injury or death to the equipment user.
- Ensure that the system has been checked over before use, and that all attachments are secure.
- Make sure that the areas around, underneath and above the system are clear.
- Installation errors can cause falls from equipment, serious head injury or death.
- Retain this instruction manual for further reference.

### Usage and Behaviour

- Do not use in strong wind conditions or wet weather, and keep the system secure.
- Climb on and off the system with caution and only while the part is not moving. Never jump off.
- Exercise caution at heights.
- Demonstrate safe use for children before allowing them onto the system.
- Do not walk close to, in front of, behind, or between moving items.
- Do not twist chains or ropes or loop them over the top rails.
- Do not to attach items that are not specifically designed for use with the system, such as – but not limited to – jump ropes, clothesline, pet leashes, cables and chains.



# CONGRATULATIONS!

You have attached the Ninja Grip to your Quest.