

Nest Swing – Large

ASSEMBLY MANUAL

PRE-INSTALLATION

WARNING!

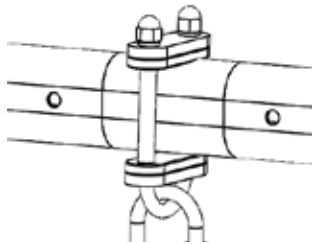
You must attach your Nest Swing - Large **only** in the configurations shown below - to a **Medium** or **Large** swing set configuration with capacity for two or three standard swings side by side.

You must not attach onto a Small swing set (with capacity for only one standard swing).



INSTALLATION

STEP | 1



- A.** Remove a Locking Bolt from both Rail Brackets and slip them over the Swing Rail where you want to attach your Nest Swing.

Ensure that they are 1.2 m apart.

- B.** Reinsert the Locking Bolts and tighten the bolts firmly – until you notice the rubber beginning to squeeze – to secure the Rail Bracket.

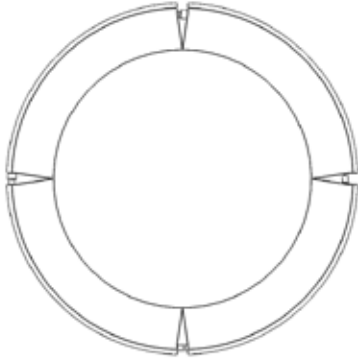
STEP | 2



Insert each Tube into the foam that's inside the four separate sections around the rim of the Base Material. Hold the foam as you do so, to ensure that it doesn't slide out of the base material.

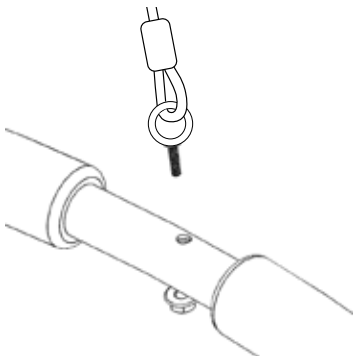
Ensure that male and female ends of adjacent Tubes are next to each other and that you have not pushed the foam out of the Base Material.

STEP | 3



- A. Connect the Tubes to each other to complete the ring.
- B. Sit the Base Material and Tubes flat on the ground, and align the holes in the connected tubes.

STEP | 4



Thread the bolt with the ropes to hang the swing through the holes on the completed ring, and fasten.

STEP | 5

VULY MINI:

- A. Remove the first set of carabiners and the Height Adjustment Straps on both sides of the Swing.
- B. Unlock the carabiners on your Swing, and hook them into the lugs on the Rail Brackets.

Ensure that both carabiners are facing the same direction and have been firmly tightened.

VULY MAX:

Unlock the carabiners on your Swing, and hook them into the lugs on the Rail Brackets.

Ensure that both carabiners are facing the same direction and have been firmly tightened.

CONGRATULATIONS!

You have attached the Nest Swing - Large to your Swing Set.

DISCLAIMER

ATTENTION!

Safety information, installation and use instructions. Read prior to installing and using the swings.

See [VulyPlay.com/support](https://www.vulyplay.com/support) for any updates to these instructions.

WARNING!

- Minimum user age – 6 years. Only for domestic and outdoor use.
- Maximum user weight per swing station – 80 kg (175 lb) [65 kg (132 lb) on Spin Swing].
- Maximum combined user weight per swing set section – 150 kg (330 lb).
- Adult assembly required. Adult supervision required at all times.
- Ensure that the Swing Set is secured with anchors or bolts before use.



ADULT SUPERVISION IS REQUIRED AT ALL TIMES WHILST EQUIPMENT IS IN USE.
VULY CARES ABOUT SAFETY.